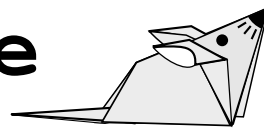
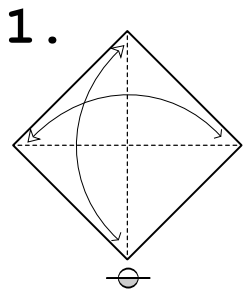


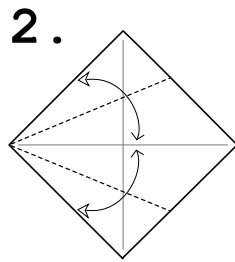
Mouse



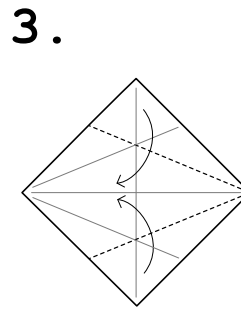
Design: traditional
Diagram: Tavin
www.TavinsOrigami.com



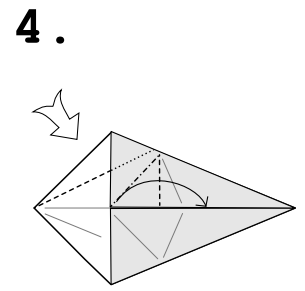
1. fold and unfold



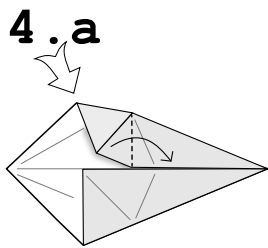
2. fold and unfold



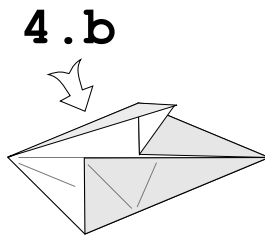
3.



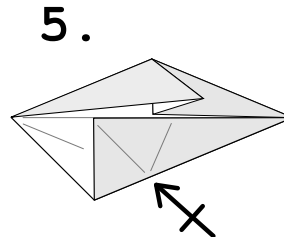
4. Rabbit-Ear on flap



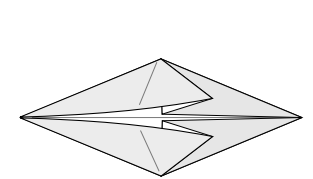
4.a Rabbit ear in progress



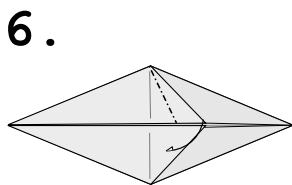
4.b



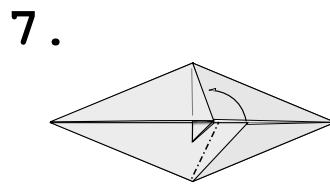
5. repeat step 4 on other flap



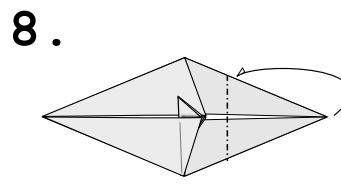
finished fishbase



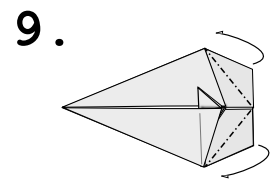
6. mountainfold flap behind



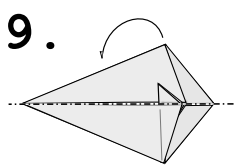
7. fold flap behind



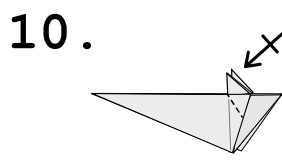
8. fold tip behind



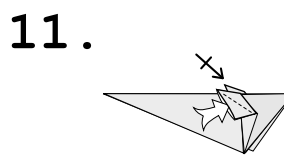
9. fold both corners behind



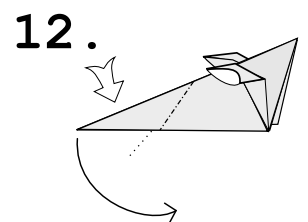
9. fold in half



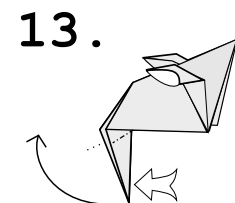
10. fold flap to shape ear repeat on other flap



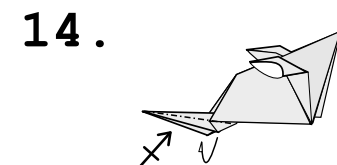
11. bush, open flaps shape both ears




12. inside reverse fold



13. inside reverse fold




14. fold flap inside to make tail thinner



finished Mouse

Design: traditional, Diagram: Tavin - www.TavinsOrigami.com



This work is licensed under the Creative Commons Attribution-ShareAlike 3.0 Unported License. To view a copy of this license, visit <http://creativecommons.org/licenses/by-sa/3.0/> or send a letter to Creative Commons, 444 Castro Street, Suite 900, Mountain View, California, 94041, USA.